

# SHORT VOWELS

# FREEBIE





# THANK YOU!

Click [here](#) to provide feedback  
and earn TpT credits!



Copyright © 2015 Kelsea Jane [www.TeacherGems.com](http://www.TeacherGems.com). All rights reserved by author. Permission to copy for single classroom use only. Electronic distribution is prohibited. Not for public display.

## YOU MAY

- ✓ Make copies for single classroom use only
- ✓ Purchase additional licenses to share with other teachers
- ✓ Link to this product in my TpT store from your website

## YOU MAY NOT

- ✓ Upload/store all or any part of this product on the internet including personal or classroom websites
- ✓ Claim all or any part of this product as your own creation
- ✓ Resell all or any part of this product

products Tips **FOLLOW ME** News Freebies



Be esse

Kelsea



"Children are a gift  
from the Lord"  
-Psalm 127:3



# MORE FROM TEACHER GEMS

## SEQUENCING Skill Center



Sequencing & Writing  
By: Teacher Gems

## BUILD-A-STORY Writing Center




Setting, Character, Event  
By: Teacher Gems

## SPRING FRACTIONS



Coloring Activities and Math Center

## Short Bundled! Vowels




325 PAGES NO PREP CCSS ALIGNED GRADES K-3

## Long Bundled! Vowels



550+ PAGES 25+ VOWEL TEAMS CCSS ALIGNED GRADES K-3

## R-controlled Bundled! Vowels




300+ PAGES NO PREP CCSS ALIGNED GRADES K-3

## SEQUENCE & WRITE



(NO PREP) Cut & Paste





This freebie includes sample pages from my Short Vowel MEGA Activity Packs. Below is the full table of contents with a preview on the following page.

# Table of Contents

## Short Vowels



- I. Common Core State Standards – page 3
- II. Write the Room Activities – pages 4-9
- III. Rhyming Words Flip Chart – pages 10-14
- IV. Short Vowel Flip Book – pages 15-19
- V. Bulletin Board Posters – pages 20-27
- VI. Search and Graph Activities – pages 28-32
- VII. Roll, Read, Do Activities – pages 33-40
- VIII. Extra Practice Worksheets (including interdisciplinary) – pages 41-52
- IX. Break It, Make It Activities – pages 53-58
- X. Short Vowel Chains – pages 59-60
- XI. Extension Ideas – page 61
- XII. Letter Posters – pages 62-64
- XIII. Credits – page 65



You can find these packs in my TpT Store!





### Read, Circle, Count

**Answer Key**

Read each sentence. Circle the short 'a' words. Count the number of 'a' words in each sentence.

- Bad turned on the fan.
- A man wore a cap.
- I have ham in my tan lunch bag.
- He used a rag to get the sap off his lap.
- She swung the bat and ran.
- The man cut the tag off his hat.
- The fat cat ate a rat.
- A male sheep is called a ram.
- I sat down to drink a can of pop.
- My mom made jam in a frying pan.

### Break It, Make It

Activities Short 'a'

Give each student a copy of the alphabet code on page 54 along with pages 55 and 57. Students use the alphabet code to decipher the short 'a' words on pages 55 and 57 and then draw a picture of each short 'a' word.

### Write the Room

Activities Short 'a'

Print and laminate page 57. Distribute picture cards in easy-to-find places around the room. Give students a clipboard (pages 6-9). Have students find short 'a' words on their recording sheets, the picture cards and record the sheets. There are two sets of write picture cards for each set.

### Rhyming Words

Flip Chart Short 'a'

Print pages 11 and 12 (colored or 13 black and white). Follow the instructions on page 12 to assemble. Under each picture flip the cards to make a list of rhyming words.

Examples:

fan	log	bat	ram
can	bag	hat	dam
man	rag	cat	jam
pan	wag	rat	tram
ran	gag	fat	yam
fan	rag	mat	yam
van	rag	fat	

# Short Vowels

## Short 'a'

# MEGA ACTIVITY PACK

### Flip Book

Short 'a'

Print page 16 on cardstock so it is sturdier. Print pages 17-19 on regular printer paper. Cut out each picture card and staple on top of dog picture (where you see staple marks). See example below. Have students fill in the missing letter 'a' in each word.

Example of Assembly:

My Short 'a' Words Book



By: Kelsea Jane  
[www.TeacherGems.com](http://www.TeacherGems.com)  
 Copyright © 2014 Kelsea Jane www.TeacherGems.com  
 All rights reserved by author.  
 Permission to copy for single classroom use only.  
 Electronic distribution is prohibited. Not for public display.

### Bulletin Board Posters

Short 'a'

Page 21 can be used as a mini poster. Use pages 22-27 for a bulletin board display. Add die cut letters 'a' around the posters and a circle border.

Example:

### Write and Draw!

Write a sentence that includes a short 'a' word. Draw a picture to illustrate your sentence.

Make a list of as many short 'a' words that you can think of that rhyme with man.

Create a collage of short 'a' word pictures using magazine clippings.

Write in short 'a' patterns in bubbles for a friend to read.

Design a poster of a word that starts with a short 'a' word.

### Roll, Read, Do!

Activities Short 'a'

Print page 34 for each student to keep in a folder in their desk OR keep in a therapy center. This page can be a center activity or a #1 on the die. Use page 37 as a template for rolling a #2, page 38 for rolling a #3 and page 40 for rolling a #5 on the die. For #4 and #6 give students white construction paper or poster board.

### Extra Practice Worksheets

Short 'a'

Use pages 45-52 as extra practice. Students will practice identifying and writing short 'a' words. Use pages 46-47 for extra practice. Students will practice identifying and writing short 'a' words. Use pages 48-49 for extra practice. Students will practice identifying and writing short 'a' words. Use pages 50-51 for extra practice. Students will practice identifying and writing short 'a' words. Use page 52 for extra practice. Students will practice identifying and writing short 'a' words.

### Apple Harvest

**Answer Key**

Color all the words with the short 'a' sound. Color the words with the long 'a' sound green.

tag	dog	pat
bag	rag	fat
map	cap	nap

### Word Families

Short 'a'

cat van jam sad rag mat

bat van jam sad rag mat

man van jam sad rag mat

ham van jam sad rag mat

dad van jam sad rag mat

bag van jam sad rag mat

cap van jam sad rag mat

### Word Bank

ban	Dan
Jan	pan
fan	clan
than	bran
scan	began



# Common Core State Standards



## Kindergarten

### **CCSS.ELA-LITERACY.RF.K.2.A**

Recognize and produce rhyming words.

### **CCSS.ELA-LITERACY.RF.K.2.B**

Count, pronounce, blend, and segment syllables in spoken words.

### **CCSS.ELA-LITERACY.RF.K.2.C**

Blend and segment onsets and rimes of single-syllable spoken words.

### **CCSS.ELA-LITERACY.RF.K.3**

Know and apply grade-level phonics and word analysis skills in decoding words.

## First Grade

### **CCSS.MATH.CONTENT.1.MD.C.4**

Organize, represent, and interpret data with up to three categories; ask and answer questions about the total number of data points, how many in each category, and how many more or less are in one category than in another.

### **CCSS.ELA-LITERACY.RF.1.2.A**

Distinguish long from short vowel sounds in spoken single-syllable words.

## Second Grade

### **CCSS.ELA-LITERACY.RF.2.3**

Know and apply grade-level phonics and word analysis skills in decoding words.

### **CCSS.ELA-LITERACY.RF.2.3.A**

Distinguish long and short vowels when reading regularly spelled one-syllable words.

### **CCSS.ELA-LITERACY.RF.2.3.B**

Know spelling-sound correspondences for additional common vowel teams.

### **CCSS.MATH.CONTENT.2.MD.D.10**

Draw a picture graph and a bar graph (with single-unit scale) to represent a data set with up to four categories. Solve simple put-together, take-apart, and compare problems using information presented in a bar graph.



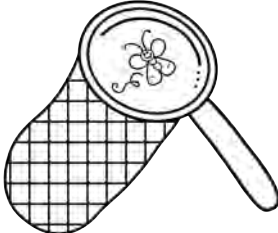



# Write It! Build It!

Write the short 'e' word that names the picture. Then build the word using Wikki Sticks, foam letters, magnet letters, blocks, stencils, stamps, stickers or any other way you'd like.

Name: \_\_\_\_\_

Write it!


Build it!

Name: \_\_\_\_\_

# Read, Trace, Draw

Read the short 'i' word. Trace the word and then draw a picture of it.



Read it!

Trace it!

Draw it!

pin

pin

lit

lit

lid

lid

pig

pig

fin

fin


lip

lip




# Roll, Read, Do!

Roll a die. Read the directions next to the number you rolled. Do the activity.




Use letter stamps to create a list of short 'o' words.



Write a sentence that includes 3 short 'o' words. Draw a picture to illustrate your sentence.




Make a list of as many short 'o' words that you can think of that rhyme with 'rot'.



Create a collage of short 'o' word pictures using magazine clippings.



Write 10 short 'o' words with a CVC pattern in bubble letters. Give your list to a friend to trace in different colors.



Design a poster that tells about the short 'o' sound (ex. "Short 'o' says ō as in Octopus" with a picture of an octopus).




# Search & Graph Activities Short 'a'



Print copies of pages 9 and 11 for each student. Students read the sentences on page 9 and circle all the short 'a' words. Then they count to make sure they have found all 25 short 'a' words. Next, students write all 25 words on page 11 in the graph above each word family (you could also have them shade in each box—optional). Lastly, students will interpret the graph data by answering the questions about it.



Name: \_\_\_\_\_



123


# Read, Circle, Count!

Read each sentence. Circle the short 'a' words with a CVC pattern. Count to see if you found all 25 short 'a' words!

1. Dad turned on the fan in our van.
2. A man wore a cap while he took a nap.
3. I have ham in my tan lunch bag.
4. He used a rag to get the sap off his lap.
5. She swung the bat and ran.
6. The man cut the tag off his hat.
7. The fat cat ate a rat.
8. A male sheep is called a ram.
9. I sat down to drink a can of pop.
10. My mom made jam in a pan.








123

# Read, Circle, Count!

## Answer Key

Read each sentence. Circle the short 'a' words with a CVC pattern. Count to see if you found all 25 short 'a' words!

1. Dad turned on the fan in our van.
2. A man wore a cap while he took a nap.
3. I have ham in my tan lunch bag.
4. He used a rag to get the sap off his lap.
5. She swung the bat and ran.
6. The man cut the tag off his hat.
7. The fat cat ate a rat.
8. A male sheep is called a ram.
9. I sat down to drink a can of pop.
10. My mom made jam in a pan.





# Graph it!

Name: \_\_\_\_\_

Write all 25 short 'a' words above the correct word family on the graph below. Then answer the questions that follow.

## Short 'a' Word Families

8						
7						
6						
5						
4						
3						
2						
1						
	-at	-an	-am	-ag	-ad	-ap

1. Which word family was the most popular? \_\_\_\_\_
2. Which word family was the least popular? \_\_\_\_\_
3. Which two word families had the same number of words? \_\_\_\_\_
4. How many more words were in the -an family than the -am family? \_\_\_\_\_
5. How many more words were in the -ap family than the -ad family? \_\_\_\_\_
6. How many words were in the -am and -ag families all together? \_\_\_\_\_
7. What is your favorite short 'a' word?  
\_\_\_\_\_



# Graph it!

# Answer Key

Write all 25 short 'a' words above the correct word family on the graph below. Then answer the questions that follow.

## Short 'a' Word Families

8		pan				
7		can				
6	rat	man				
5	fat	ran				
4	hat	tan				sap
3	cat	man	jam	rag		lap
2	sat	van	ram	tag		nap
1	bat	fan	ham	bag	dad	cap
	-at	-an	-am	-ag	-ad	-ap

1. Which word family was the most popular? \_\_\_\_\_ the -an family \_\_\_\_\_
2. Which word family was the least popular? \_\_\_\_\_ the -ad family \_\_\_\_\_
3. Which two word families had the same number of words? \_\_\_ -am and -ag \_\_\_
4. How many more words were in the -an family than the -am family? \_\_\_\_\_ 5 \_\_\_\_\_
5. How many more words were in the -ap family than the -ad family? \_\_\_\_\_ 3 \_\_\_\_\_
6. How many words were in the -am and -ag families all together? \_\_\_\_\_ 6 \_\_\_\_\_
7. What is your favorite short 'a' word?

\_\_\_\_\_ Answers vary \_\_\_\_\_

## I USE CLIPART FROM THE FOLLOWING ARTISTS IN MY PRODUCTS

3AM Teacher  
A Sketchy Guy  
AG Fonts  
Amazing Classroom  
Ashley Hughes  
Away with the Pixels  
Bond with James  
Cara's Creative Playground  
Charlottes Clips  
Cherry Workshop  
Clipart Queen  
Clip Art Engine  
Clip Art Stand by Tina Anne  
Clipart by Emily  
Creative Clips  
Creative to the Core  
Cutesy Clickables by Collaboration Cuties  
Dancing Crayon Designs  
David's Simple Teaching Designed4Teaching  
Digimajigs  
Digi Scrap Kits  
Digital Classroom Clipart  
Dots of Fun Designs  
Educlips  
First Grade Brain  
Fonts4Teachers  
Fun Classroom Creations  
Glitter Meets Glue Designs  
Graphics by Sarah Beth  
Graphics From the Pond  
Growing Smart Readers  
Hello Literacy  
Here's an Idea by Lucy S  
Imaginative Teacher  
Ink n Little Things  
Johnston Kindergarten Corner and Digital Clipart  
Kady Did Doodles  
Kari Bolt Clip Art  
Kate Hadfield Designs  
Keeping it Reel  
Kelly Benefield  
Ken and Nick  
Kevin and Amanda  
KG Fonts  
Lauren Thompson  
Lita Lita  
Little Red  
Lovin Lit  
Melonheadz Illustrations  
Mrs Ds Firsties  
Mrs. Fun  
Mrs. Leeby  
My Cute Graphics  
Nicole Shelby  
P4 Clips Troriginals  
Perfect Blend Fonts  
Pink Cat Studio  
Poppydreamz Digital Art  
Revidevi  
Rowdy in Room 300  
Sarah Cooley  
Sarah Magallano  
Scrappin Doodles  
Ta-Doodles Illustrations Teach  
Smart  
Teacher Gems  
Teacher Laura  
Teacher Tam  
Teacher's Clipart  
Teachers Resource Force  
Teaches Third in Georgia  
Teaching in a Small Town  
Teaching in the Tongass  
The Classroom Clips  
The Lower Elementary Cottage  
The Meek Moose  
The TLC Shop  
This Little Piggy Reads  
Time Saving Tools  
Tracee Orman  
Whimsy Clips  
Whimsy Workshop Teaching  
Z is for Zebra  
Zip-a-dee-doo-dah Designs  
Zoomer Graphics